

Ex-e empty enclosures in plastic design



Technical data

Empty enclosures made of moulded plastic


Marking accd. to 94/9/EC	⊕ II 2 G Ex e IIC Gb Ex de IIC T6, T5, T4 / ⊕ II 2 D Ex tb IIIC Db Ex tD A21 IP66 T80 °C, T95 °C ¹⁾
EC-Type Examination Certificate	PTB 99 ATEX 3118U
IECEX Certificate of Conformity	IECEX-PTB11.0030U
Marking accd. to IECEX	Ex e IIC Gb / Ex tb IIIC Db
Operating temperature range	-20 °C up to +95 °C -55 °C up to +95 °C
Permissible ambient temperature ¹⁾	-20 °C up to +40 °C -55 °C up to +55 °C (option)
Rated voltage	690 V
Rated current	180 A
Protection class	I
Terminal cross section	up to 240 mm ²
Cable gland	acc. to customer specification
Degree of protection accd. to EN 60529	IP66
Weight	see ordering details
Enclosure material	glass-fibre reinforced polyester
Enclosure colour	black

¹⁾ The limits of the operating temperature range and the max. permissible temperature rise of the components have to be taken into account. See also pages 2.6.19.

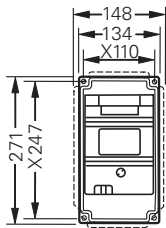
Ordering details empty enclosures plastic version

Content	Mounting width	Weight approx.	Order No. / Order code ²⁾
Size 1: 1 mounting area 106 mm			
Cover closed	106 mm	1.5 kg	GHG 600 0101 R0001
Cover cut-out with small actuating flap for GHG 61	106 mm	1.9 kg	GEH 001 01 61 ²⁾
Cover cut-out with small actuating flap for GHG 62	106 mm	1.9 kg	GEH 001 01 62 ²⁾
Size 2: 1 mounting area 213 mm			
Cover closed	213 mm	2.5 kg	GHG 600 0201 R0001
Cover cut-out with 1 actuating flap for GHG 61	213 mm	3.2 kg	GEH 002 01 61 ²⁾
Cover cut-out with 1 actuating flap for GHG 62	213 mm	3.2 kg	GEH 002 01 62 ²⁾
Cover raised for insertion of main switch = 80 A		3.3 kg	GHG 600 0301 R0001
Size 3: 2 mounting areas 213 mm			
Cover closed	2 x 213 mm	4.5 kg	GHG 600 0401 R0001
Cover cut-out with 1 actuating flap for GHG 61	2 x 213 mm	5.2 kg	GEH 003 01 61 ²⁾
Cover cut-out with 1 actuating flap for GHG 62	2 x 213 mm	5.2 kg	GEH 003 01 62 ²⁾
Cover cut-out with 2 actuating flaps for GHG 61	2 x 213 mm	5.9 kg	GEH 003 02 61 ²⁾
Cover cut-out with 2 actuating flaps for GHG 62	2 x 213 mm	5.9 kg	GEH 003 02 62 ²⁾
Cover with 1 actuating flap and main switch ≤ 40 A	1 x 213 mm	6.2 kg	GEH 003 03 ¹⁾
Cover raised for insertion of main switch ≥ 80 A up to 180 A		5.5 kg	GHG 600 0501 R0001
Size 4: 3 mounting areas 213 mm			
Cover closed	3 x 213 mm	5.5 kg	GHG 600 0601 R0001
Cover cut-out with 1 actuating flap for GHG 61	3 x 213 mm	6.2 kg	GEH 004 01 61 ²⁾
Cover cut-out with 1 actuating flap for GHG 62	3 x 213 mm	6.2 kg	GEH 004 01 62 ²⁾
Cover cut-out with 2 actuating flaps for GHG 61	3 x 213 mm	6.9 kg	GEH 004 02 61 ²⁾
Cover cut-out with 2 actuating flaps for GHG 62	3 x 213 mm	6.9 kg	GEH 004 02 62 ²⁾
Cover cut-out with 3 actuating flaps for GHG 61	3 x 213 mm	7.6 kg	GEH 004 03 61 ²⁾
Cover cut-out with 3 actuating flaps for GHG 62	3 x 213 mm	7.6 kg	GEH 004 03 62 ²⁾
Cover with 2 actuating flaps and main switch ≤ 40 A	1 x 213 mm	8.1 kg	GEH 004 04 ¹⁾

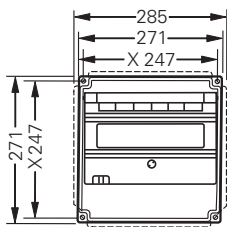
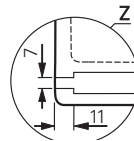
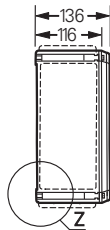
²⁾ "GEH" is an order code only



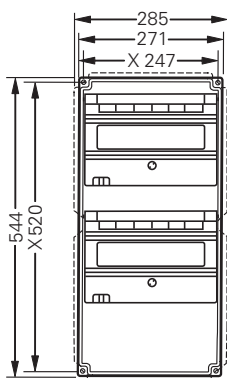
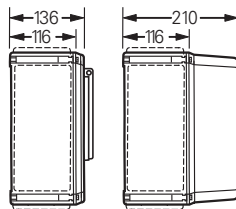
Dimension drawing



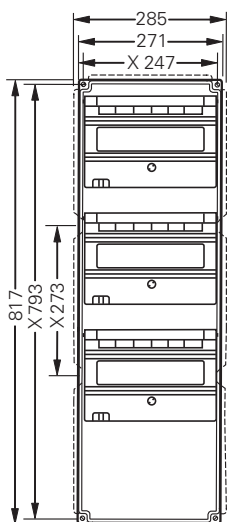
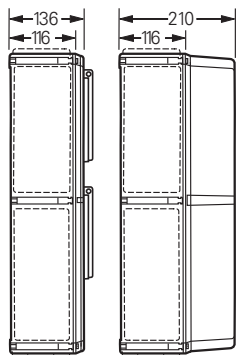
Size 1



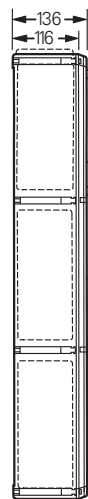
Size 2



Size 3




Size 4



X = fixing dimension

Ex-e empty enclosures in stainless steel



Technical data

Empty enclosure made of stainless steel

Marking accd. to 94/9/EC	⊕ II 2 G Ex e IIC Gb Ex de IIC T6, T5, T4 / ⊕ II 2 D Ex tb IIIC Db Ex tD A21 IP66 T80 °C, T95 °C ¹⁾
EC-Type Examination Certificate	PTB 99 ATEX 3118U
IECEX Certificate of Conformity	IECEX-PTB11.0030U
Marking accd. to IECEx	Ex e IIC Gb Ex tb IIIC Db
Operating temperature range	-20 °C up to +95 °C -55 °C up to +95 °C
Permissible ambient temperature ¹⁾	-20 °C up to +40 °C -55 °C up to +55 °C (option)
Rated voltage	440 V
Rated current	180 A
Protection class	I
Terminal cross section	up to 240 mm ²
Cable gland	acc. to customer specification
Degree of protection accd. to EN 60529	IP66
Enclosure material	Stainless steel AISI 316 L
Enclosure colour	electro-polished

¹⁾ The limits of the operating temperature range and the max. permissible temperature rise of the components have to be taken into account. See also pages 2.6.19.

Ordering details empty enclosure stainless steel

Content	Mounting width	Weight approx.	Order code
Size 1: 1 mounting area 106 mm			
Cover closed	106 mm	3.5 kg	GEH 100 00
Cover cut-out with small actuating flap for GHG 61	106 mm	3.8 kg	GEH 100 01 61
Cover cut-out with small actuating flap for GHG 62	106 mm	3.8 kg	GEH 100 01 62
Size 2: 1 mounting area 213 mm			
Cover closed	213 mm	7.5 kg	GEH 200 00
Cover cut-out with 1 actuating flap for GHG 61	213 mm	8.1 kg	GEH 200 01 61
Cover cut-out with 1 actuating flap for GHG 62	213 mm	8.1 kg	GEH 200 01 62
Size 3: 2 mounting areas 213 mm			
Cover closed	2 x 213 mm	11.5 kg	GEH 300 00
Cover cut-out with 1 actuating flap for GHG 61	2 x 213 mm	12.1 kg	GEH 300 01 61
Cover cut-out with 1 actuating flap for GHG 62	2 x 213 mm	12.1 kg	GEH 300 01 62
Cover cut-out with 2 actuating flaps for GHG 61	2 x 213 mm	12.7 kg	GEH 300 02 61
Cover cut-out with 2 actuating flaps for GHG 62	2 x 213 mm	12.7 kg	GEH 300 02 62
Cover with 1 actuating flap and main switch ≤ 40 A	1 x 213 mm	12.9 kg	GEH 300 03
Size 4: 3 mounting areas 213 mm			
Cover closed	3 x 213 mm	16.5 kg	GEH 400 00
Cover cut-out with 1 actuating flap for GHG 61	3 x 213 mm	17.1 kg	GEH 400 01 61
Cover cut-out with 1 actuating flap for GHG 62	3 x 213 mm	17.1 kg	GEH 400 01 62
Cover cut-out with 2 actuating flaps for GHG 61	3 x 213 mm	17.7 kg	GEH 400 02 61
Cover cut-out with 2 actuating flaps for GHG 62	3 x 213 mm	17.7 kg	GEH 400 02 62
Cover cut-out with 3 actuating flaps for GHG 61	3 x 213 mm	18.4 kg	GEH 400 03 61
Cover cut-out with 3 actuating flaps for GHG 62	3 x 213 mm	18.4 kg	GEH 400 03 62
Cover with 2 actuating flaps and main switch ≤ 40 A	2 x 213 mm	18.6 kg	GEH 400 04



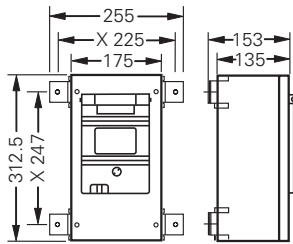
Size 4

Size 3

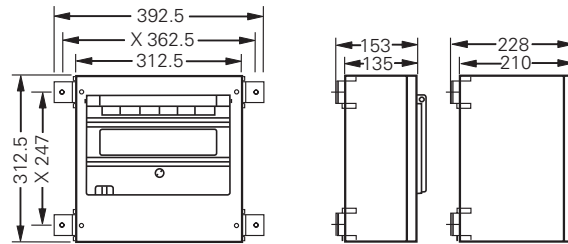
Size 2

Size 1

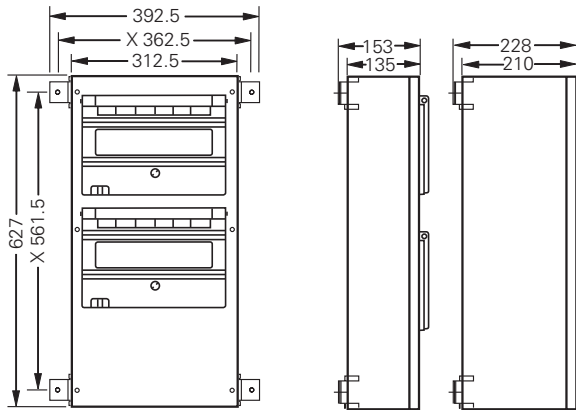
Dimension drawing



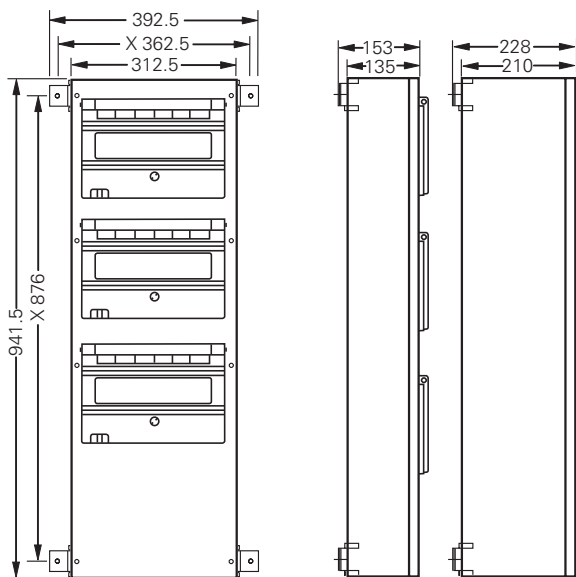
Size 1



Size 2



Size 3



Size 4

X = fixing dimension

Ex-e actuating flap



Size 1



Size 2

Technical data

Actuating flap

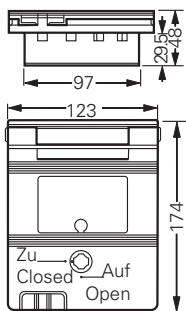
Marking accd. to 94/9/EC	II 2 G Ex e IIC Gb / Ex tb IIIC Db IP65
EC-Type Examination Certificate	PTB 99 ATEX 3107U
Operating temperature range	-55 °C up to +60 °C
Application temperature ¹⁾	-55 °C up to +60 °C
IECEX Certificate of Conformity	IECEX-PTB11.0020U
Marking accd. to IECEx	Ex e IIC Gb Ex tb IIIC Db IP65
Degree of protection accd. to EN 60529	IP65 (on installed condition)
Weight	flap size 1 0.48 kg flap size 2 0.78 kg

Ordering details

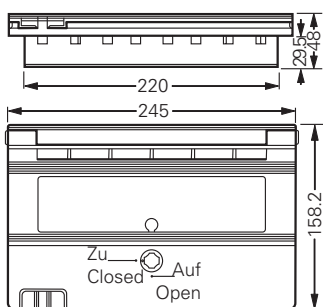
Content	Mounting width	Weight approx.	Order No.
Size 1: 1 mounting area 106 mm for GHG 61 lockable	123 mm	0.48 kg	GHG 610 1954 R0003
Size 1: 1 mounting area 106 mm for GHG 62 lockable	123 mm	0.48 kg	GHG 610 1954 R0013
Size 2: 1 mounting area 213 mm for GHG 61 lockable	245 mm	0.78 kg	GHG 610 1954 R0001
Size 2: 1 mounting area 213 mm for GHG 62 lockable	245 mm	0.78 kg	GHG 610 1954 R0011

Dimension drawing

for GHG 61

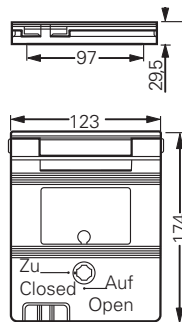


Size 1

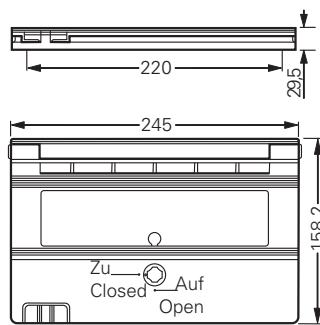


Size 2

for GHG 62




Size 1



Size 2

Dimensions in mm



Bus-bar system GHG 758:

The bus-bar system GHG 758 for 250 A and 315 A in Ex-e technology is a fast and economic assembly system for efficient distribution of electrical energy for zone 1.

Robust design

Thanks to the high ambient temperature range of -55 to + 55 ° C, this mounting system is ideal for applications under extreme conditions. Due to the use of high


quality materials, this device has a high short-circuit rating and long durability.

Easy and economically to install

Fast and economic assembly using undrilled clamp technology for the connection cables

- For use in areas with extreme ambient conditions
- High short-circuit rating and long durability
- Greater length of usable bus-bar rail (up to 6300 mm)
Optional with removable plastic cover
- Fast and economic assembly

Bus-bar system GHG 758 for zone 1



Bus bar in plastic encl.

Technical data

Bus-bar system

Marking accd. to 94/9/EC	II 2 G Ex e IIC Gb II 2 G Ex eb IIC
EC-Type Examination Certificate	BVS 11 ATEX E 068 U
IECEX Certificate of Conformity	IECEX BVS11.0048U
Marking accd. to IECEx	Ex e IIC Gb
Permissible ambient temperature	-55 °C up to +55 °C
Rated voltage	690 V
Terminal cross section	1.5 mm ² up to 185 mm ²
Maximum length	6300 mm

250 A for plastic enclosures

Rated current	250 A
Rated short-time current	4 kA
Rated short-circuit current	35 kA

315 A for metallic enclosures

Rated current	315 A
Rated short-time current	9 kA
Rated short-circuit current	47 kA

Drawings

