

# 3.4

## Ex-emergency luminaires

Planete 400 AD DL LED emergency lighting luminaire with a self-contained battery system made of metal for Zone 1 and 21

3 AB 12108-EVG safety luminaire made of metal for Zone 1 and 21

EE 11 PL emergency lighting luminaire with a self-contained battery system made of metal for Zone 1 and 21

### The robust safety concept for hazardous areas

With its robust flameproof enclosure made of copper-free aluminium (Cu < 0.1%), the high degree of protection IP67 and the protective tube made of borosilicate glass with high mechanical and thermal resistance, this luminaire series is ideal for use in areas with adverse environmental conditions.

### Central monitoring

The Ex luminaire AB 12108-EVG is equipped with an electronic ballast and with an 8-W fluorescent lamp for mains and emergency lighting. With the optional built-in V-CG-S monitoring mod-

ule with coding switch for max. 20 addresses, this luminaire can also be used as an individually monitored emergency lighting luminaire that is connected to a CEAG emergency lighting supply system. With this, the operator can programme the switching mode according to the respective requirements. Thus, as many as 20 luminaires with different switching modes can be connected to one end circuit.

### LED emergency lighting luminaires with a self-contained battery system

The new Planete 400 AD DL completes our lighting portfolio

with a robust light fitting in modern LED technology. An integrated micro-processor monitors the automatic function and duration test and green and yellow LEDs indicate the lighting status. The Planete 400 AD DL is equipped with 32 LEDs and ensures emergency duration of more than an hour. During mains supply (maintained operation) all LED will be on with reduced light output.

### The classic solution for decentralized use

The Ex light fitting EE 11 PL with a self-contained battery system is fitted with an 11 W compact fluorescent lamp and

is suitable for non-maintained operation. It has an additional 3 W for permanent lighting and is designed for a 1.5 hour emergency lighting duration. The charge status and the mains supply are also indicated by LEDs. The housing is made of a copper-free aluminium and has a borosilicate glass tube.

They are used for illuminating emergency exit routes, as well as an emergency light fitting for the identification of exits.



### Features

- Housing made of copper-free aluminium with a borosilicate glass tube
- High degree of safety IP67
- 8 W fluorescent lamp for main and emergency lighting (AB 12 108-EVG)
- Maintenance-free LED illuminant with long lifespan (Planete 400)
- 11 W compact fluorescent lamp for emergency lighting (EE 11 PL)
- Operation and monitoring possible from CEAG emergency lighting system

## Ordering details




Type	Rated voltage	Thread	Ex-d Blanking plug	Order No.
Planete 400 AD DL	220 - 240 V AC	2 x 3/4" NPT, metal thread	1	<b>NOR 000 005 160 055</b>
Planete 400 AD DL		2 x M25, metal thread	1	<b>NOR 000 005 160 056</b>
AB 12108-EVG		2 x 3/4" NPT, metal thread	1	<b>NOR 000 005 060 820</b>
EE 11 PL 220 - 240 V, 1.5 h	220 - 240 V AC	2 x M25, metal thread	1	<b>NOR 000 005 160 010</b>
EE 11 PL 108 - 127 V, 1.5 h	108 - 127 V AC	2 x M25, metal thread	1	<b>NOR 000 005 160 011</b>
EE 11 PL 220 - 240 V, 1.5 h	220 - 240 V AC	2 x 3/4" NPT, metal thread	1	<b>NOR 000 005 160 013</b>
EE 11 PL 108 - 127 V, 1.5 h	108 - 127 V AC	2 x 3/4" NPT, metal thread	1	<b>NOR 000 005 160 014</b>

Other silk-screen pictograms or inscriptions available on request

A wide selection of cable glands can be found at [www.crouse-hinds.de/products](http://www.crouse-hinds.de/products) or in the catalogue Part 2, Section 3

## Accessories



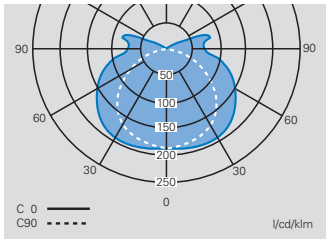
Type	OU	Order No.
Pictogram foil with arrow 3 h	1	<b>400 71 354 381</b>
Pictogram foil with arrow 9 h	1	<b>400 71 354 380</b>
Pictogram foil with arrow 6 h	1	<b>400 71 354 382</b>
Pictogram foil with arrow 12 h	1	<b>400 71 354 383</b>
Pictogram foil with „EXIT“	1	<b>400 71 349 383</b>
Reflector RAB 108 (AISI 304)	1	<b>NOR 003 045 060 471</b>
Reflector RAB 108 (AISI 304) + guard (steel white epoxy coating)	1	<b>NOR 003 045 060 819</b>
Reflector RAB 108 (AISI 316)	1	<b>NOR 003 165 060 471</b>
Reflector RAB 108 (AISI 316) + guard (steel white epoxy coating)	1	<b>NOR 003 165 060 819</b>

# 3.4

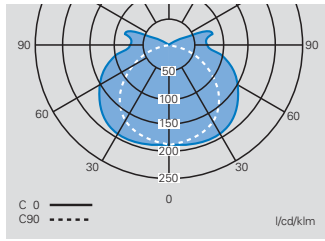
## Polar curves / dimension drawing

AB 12108 EVG / Planete 400 AD DL / EE 11 PL

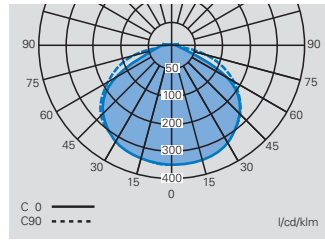
3



**Polar curve  
AB 12108-EVG**



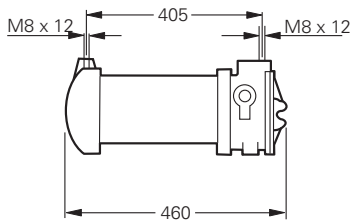
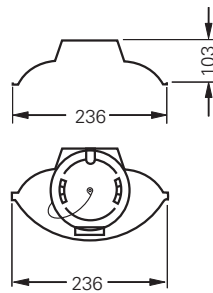
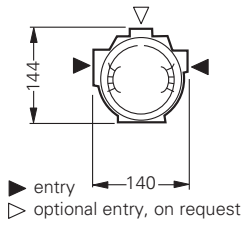
**Polar curve  
EE 11 PL**



**Polar curve  
Planete 400**

### AB 12108-EVG / EE 11 PL / Planete 400

### Reflector / Reflector with guard



Dimensions in mm



3

## Technical data

	Planete 400 AD DL	AB 12108 EVG	EE 11 PL
EC-Type Examination Certificate	LOM 03 ATEX 2036 X	LOM 02 ATEX 2013 X	LOM 03 ATEX 2036 X
IECEX Certificate of Conformity		IECEX BK1 07.0008 X	
Marking accd. to 2014/34/EU	Ⓢ II 2 G Ex d IIC T6 Gb Ⓢ II 2 D Ex tb IIIC T85 °C Db	Ⓢ II 2 G Ex de IIC T6/T5 Gb/ Ⓢ II 2 D Ex tb IIIC T58 °C/T73 °C Db	Ⓢ II 2 G Ex de IIC T6 Gb Ⓢ II 2 D Ex tb IIIC T85 °C Db
Marking accd. to IECEx		Ex de IIC T6/T5 Gb Ex tb IIIC T58 °C/T73 °C Db	
Permissible ambient temperature	-20 °C up to +55 °C	-20 °C up to +55 °C (temperature class T5), -20 °C up to +40 °C (temperature class T6)	-20 °C up to +55 °C
specified data	-5 °C up to +35 °C	-5 °C up to +35 °C	-5 °C up to +35 °C
Battery	1.7 Ah NC-accumulator		4 Ah NC-accumulator
Rated power consumption	1.1 W	approx. 16 VA	approx. 16 VA
Rated voltage	220 - 240 V AC	220 - 230 V AC 220 V DC +25 %/-20 %	220 - 240 V AC
Rated voltage (optional)			108 V - 127 V AC
Frequency	50 -60 Hz	50 Hz	
Charging duration	≥ 14 h		≥ 24 h
Power factor cos φ	0.95	0.95	0.95
Rated operating duration	1.0 h		1.5 h
Circuit		EVG	
Protection class	I	I	I
Viewing distance	12 m	12 m	12 m
Lamp / Illuminant	32 LEDs , 5.5 W	1 x 8 W/T5-fluorescent lamp for mains- and emergency operation	1 x 11 W compact fluorescent lamp for emergency operation
Lamp cap	--	G5 accord. IEC 60061	2G7 accord. IEC 60061
Luminous flux in emergency operation	330 lm <sup>1)</sup>	337 lm (75 % ) <sup>1)</sup>	630lm <sup>1)</sup>
Pilot lamp			3 W incandescent lamp (Netzbetrieb)
Dimensions (L x W x H)	460 x 144 x 140 mm	460 x 144 x 140 mm	460 x 144 x 140 mm
Connecting terminals	3 x loop terminal 2.5 mm <sup>2</sup>	3 x loop terminal 2.5 mm <sup>2</sup>	3 x loop terminal 2.5 mm <sup>2</sup>
Weight	5.0 kg	5.3 kg	5.6 kg
Cable glands / gland plates / enclosure drilling	2 x 3/4" thread, 1 x 3/4" screw plug or 2 x M25 thread, 1 x M25 screw plug	2 x 3/4" thread, 1 x 3/4" screw plug or 2 x M25 thread, 1 x M25 screw plug	2 x 3/4" thread, 1 x 3/4" screw plug or 2 x M25 thread, 1 x M25 screw plug
Type of mounting	ceiling-/wall mounting	ceiling-/wall mounting	ceiling-/wall mounting
Degree of protection accd. to EN 60529	IP67	IP67	IP67
Protective cover / protective bowl	borosilicate glass	borosilicate glass	borosilicate glass

<sup>1)</sup> depends on used lamps