

2.8

Ex-Recess-mounted, ceiling emergency light fittings in compact metal design

RLF/RLF-INOX 250 18 - 58 W / RLF/RLF-INOX 250... N 18 - 36 W
(Zone 1, 2, 21, 22)

The explosion-protected lighting concept for clean rooms

The Ex recess-mounted, ceiling light fittings RLF... are equipped with EVG 09 electronic ballasts and are suitable for two-pin fluorescent lamps. These lamps are used for surface and flush mounting in ceilings, in particular in clean rooms where smooth, flush surfaces are very important. The area of application is in the pharmaceutical and chemical industries, and experimental facilities, as well as in paint shops and spraying cabinets.

Designed for easy installation

The housing comprises white-painted steel sheet with an optional cover frame for ceiling mounting. The type RLF-INOX is made of polished stainless steel. In addition, it can also be fixed by means of two M8 drilled holes on the top of the housing. The hinged, frameless pane made of 5 mm thick safety glass is fixed with 3 resp. 4 captive screws and has inside hinges. The EPDM sealing ensures the high degree of protection IP65.

Long-term safety

Thanks to its large input voltage range, the latest generation of electronic ballasts can be used internationally and features an EOL circuit. The dual-channel structure of the electronic ballasts allows the safe operation of the second lamp if one lamp fails.

Versatile

In conjunction with the generously dimensioned terminal compartment, the standard, twin-ended through-wiring allows a cost-effective installation. The luminaire switch reliably prevents the light from being turned on while the cover is open.

If you need a reliable and decentralized emergency lighting

The RLF... N emergency luminaires with a self-contained battery system provide a decentralised solution for the mandatory emergency lighting, independent of central systems. In large plants, in particular, these luminaires offer significant cost benefits.

The emergency lighting version with a self-contained battery-system containing NC batteries allows an emergency lighting cycle of 1.5 or 3 hours.

Features


- Standard dual channel ballast with EOL monitoring
- Flush Installation, specially for clean rooms
- Available in painted sheet steel or stainless steel
- Safety interlock with integrated luminaire switch
- With self-contained battery unit (RLF 250...N)
- High degree of protection IP66
- Suitable for B15 fire resistance ceilings



Using mounting brackets the luminaires can be installed adjustable on walls or ceilings



Ordering details

Type	Content	Terminals	Through-wiring single-ended	Through-wiring twin-ended	Cable gland/ thread	Screw plugs	Blanking plug	Order No.
RLF 250../.. (twin lamp)								
	RLF 25018/18 (2 x 18 W)	2/5-2K	2 x 5	–	x	2 x M25, plastic	1	1 2283 218 001
	RLF 25018/18 (2 x 18 W)	2/5-2M ¹⁾	2 x 5	–	x	2 x M20, metal thread	1 x M20	1 2283 218 002
	RLF 25036/36 (2 x 36 W)	2/5-2K	2 x 5	–	x	2 x M25, plastic	1	1 2283 236 001
	RLF 25036/36 (2 x 36 W)	2/5-2M ¹⁾	2 x 5	–	x	2 x M20, metal thread	1 x M20	1 2283 236 002
	RLF 25058/58 (2 x 58 W)	2/5-2K	2 x 5	–	x	2 x M25, plastic	1	1 2283 258 001
	RLF 25058/58 (2 x 58 W)	2/5-2M ¹⁾	2 x 5	–	x	2 x M20, metal thread	1 x M20	1 2283 258 002
RLF 2503.. (three lamps)								
	RLF 250336 (3 x 36 W)	2/5-2K	2 x 5	–	x	2 x M25, plastic	1	1 2283 336 011
	RLF 250336 (3 x 36 W)	2/5-2M ¹⁾	2 x 5	–	x	2 x M20, metal thread	1 x M20	1 2283 336 012
	RLF 250358 (3 x 58 W)	2/5-2K	2 x 5	–	x	2 x M25, plastic	1	1 2283 358 011
	RLF 250358 (3 x 58 W)	2/5-2M ¹⁾	2 x 5	–	x	2 x M20, metal thread	1 x M20	1 2283 358 012
RLF 2504.. (four lamps)								
	RLF 250418 (4 x 18 W)	2/5-2K	2 x 5	–	x	2 x M25, plastic	1	1 2283 418 011
	RLF 250418 (4 x 18 W)	2/5-2M ¹⁾	2 x 5	–	x	2 x M20, metal thread	1 x M20	1 2283 418 012
	RLF 250436 (4 x 36 W)	2/5-2K	2 x 5	–	x	2 x M25, plastic	1	1 2283 436 011
	RLF 250436 (4 x 36 W)	2/5-2M ¹⁾	2 x 5	–	x	2 x M20, metal thread	1 x M20	1 2283 436 012
	RLF 250458 (4 x 58 W)	2/5-2K	2 x 5	–	x	2 x M25, plastic	1	1 2283 458 011
	RLF 250458 (4 x 58 W)	2/5-2M ¹⁾	2 x 5	–	x	2 x M20, metal thread	1 x M20	1 2283 458 012
RLF-INOX 250../.. (twin lamp, stainless steel version)								
	RLF-INOX 25018/18 (2 x 18 W)	2/5-2M ¹⁾	2 x 5	–	x	2 x M20, metal thread	1 x M20	1 2283 218 003
	RLF-INOX 25018/18 (2 x 18 W)	2/5-2K	2 x 5	–	x	2 x M25, plastic	1	1 2283 218 004
	RLF-INOX 25036/36 (2 x 36 W)	2/5-2K	2 x 5	–	x	2 x M25, plastic	1	1 2283 236 003
	RLF-INOX 25036/36 (2 x 36 W)	2/5-2M ¹⁾	2 x 5	–	x	2 x M20, metal thread	1 x M20	1 2283 236 004
	RLF-INOX 25058/58 (2 x 58 W)	2/5-2K	2 x 5	–	x	2 x M25, plastic	1	1 2283 258 003
	RLF-INOX 25058/58 (2 x 58 W)	2/5-2M ¹⁾	2 x 5	–	x	2 x M20, metal thread	1 x M20	1 2283 258 004
RLF-INOX 2503.. (three lamps, stainless steel version)								
	RLF-INOX 250336 (3 x 36 W)	2/5-2K	2 x 5	–	x	2 x M25, plastic	1	1 2283 336 001
	RLF-INOX 250336 (3 x 36 W)	2/5-2M ¹⁾	2 x 5	–	x	2 x M20, metal thread	1 x M20	1 2283 336 002
	RLF-INOX 250358 (3 x 58 W)	2/5-2K	2 x 5	–	x	2 x M25, plastic	1	1 2283 358 001
	RLF-INOX 250358 (3 x 58 W)	2/5-2M ¹⁾	2 x 5	–	x	2 x M20, metal thread	1 x M20	1 2283 358 002
RLF-INOX 2504.. (four lamps, stainless steel version)								
	RLF-INOX 250418 (4 x 18 W)	2/5-2K	2 x 5	–	x	2 x M25, plastic	1	1 2283 418 001
	RLF-INOX 250418 (4 x 18 W)	2/5-2M ¹⁾	2 x 5	–	x	2 x M20, metal thread	1 x M20	1 2283 418 002
	RLF-INOX 250436 (4 x 36 W)	2/5-2K	2 x 5	–	x	2 x M25, plastic	1	1 2283 436 001
	RLF-INOX 250436 (4 x 36 W)	2/5-2M ¹⁾	2 x 5	–	x	2 x M20, metal thread	1 x M20	1 2283 436 002
	RLF-INOX 250458 (4 x 58 W)	2/5-2K	2 x 5	–	x	2 x M25, plastic	1	1 2283 458 001
	RLF-INOX 250458 (4 x 58 W)	2/5-2M ¹⁾	2 x 5	–	x	2 x M20, metal thread	1 x M20	1 2283 458 002

Scope of delivery without lamp and fixing accessories





Metal cable glands see catalogue part 2: 2.3.12 ff

Ordering details

RLF 250 ../. N /

RLF INOX 250 ../. N

Ordering details

Type	Content	Emergen- cy lighting duration	Terminals	Through- wiring single-ended	Through- wiring twin-ended	Cable gland/ thread	Screw plugs	Order No.	
RLF 250../. N (twin lamp)									
	RLF 25018/18 N (2 x 18 W)	2/6-2K	1.5 h	2 x 6	–	x	2 x M25, plastic	1 x M25	1 2283 218 201
	RLF 25018/18 N (2 x 18 W)	2/6-2M	1.5 h	2 x 6	–	x	2 x M20 x 1.5, metal thread	1 x M20	1 2283 218 202
	RLF 25018/18 N (2 x 18 W)	2/6-2K	3 h	2 x 6	–	x	2 x M25, plastic	1 x M25	1 2283 218 301
	RLF 25018/18 N (2 x 18 W)	2/6-2M	3 h	2 x 6	–	x	2 x M20 x 1.5, metal thread	1 x M20	1 2283 218 302
	RLF 25036/36 N (2 x 36 W)	2/6-2K	1.5 h	2 x 6	–	x	2 x M25, plastic	1 x M25	1 2283 236 201
	RLF 25036/36 N (2 x 36 W)	2/6-2M	1.5 h	2 x 6	–	x	2 x M20 x 1.5, metal thread	1 x M20	1 2283 236 202
	RLF 25036/36 N (2 x 36 W)	2/6-2K	3 h	2 x 6	–	x	2 x M25, plastic	1 x M25	1 2283 236 301
	RLF 25036/36 N (2 x 36 W)	2/6-2M	3 h	2 x 6	–	x	2 x M20 x 1.5, metal thread	1 x M20	1 2283 236 302
RLF 2504.. N (four lamps)									
	RLF 250418 N (4 x 18 W)	2/6-2K	1.5 h	2 x 6	–	x	2 x M25, plastic	1 x M25	1 2283 418 201
	RLF 250418 N (4 x 18 W)	2/6-2M	1.5 h	2 x 6	–	x	2 x M20 x 1.5, metal thread	1 x M20	1 2283 418 202
	RLF 250418 N (4 x 18 W)	2/6-2K	3 h	2 x 6	–	x	2 x M25, plastic	1 x M25	1 2283 418 301
	RLF 250418 N (4 x 18 W)	2/6-2M	3 h	2 x 6	–	x	2 x M20 x 1.5, metal thread	1 x M20	1 2283 418 302
	RLF 250436 N (4 x 36 W)	2/6-2K	1.5 h	2 x 6	–	x	2 x M25, plastic	1 x M25	1 2283 436 201
	RLF 250436 N (4 x 36 W)	2/6-2M	1.5 h	2 x 6	–	x	2 x M20 x 1.5, metal thread	1 x M20	1 2283 436 202
	RLF 250436 N (4 x 36 W)	2/6-2K	3 h	2 x 6	–	x	2 x M25, plastic	1 x M25	1 2283 436 301
	RLF 250436 N (4 x 36 W)	2/6-2M	3 h	2 x 6	–	x	2 x M20 x 1.5, metal thread	1 x M20	1 2283 436 302
RLF INOX 250../. N (twin lamp, stainless steel version)									
	RLF-INOX 25018/18 N (2 x 18 W)	2/6-2K	1.5 h	2 x 6	–	x	2 x M25, plastic	1 x M25	1 2283 218 203
	RLF-INOX 25018/18 N (2 x 18 W)	2/6-2M	1.5 h	2 x 6	–	x	2 x M20 x 1.5, metal thread	1 x M20	1 2283 218 204
	RLF-INOX 25018/18 N (2 x 18 W)	2/6-2K	3 h	2 x 6	–	x	2 x M25, plastic	1 x M25	1 2283 218 303
	RLF-INOX 25018/18 N (2 x 18 W)	2/6-2M	3 h	2 x 6	–	x	2 x M20 x 1.5, metal thread	1 x M20	1 2283 218 304
	RLF-INOX 25036/36 N (2 x 36 W)	2/6-2K	1.5 h	2 x 6	–	x	2 x M25, plastic	1 x M25	1 2283 236 203
	RLF-INOX 25036/36 N (2 x 36 W)	2/6-2M	1.5 h	2 x 6	–	x	2 x M20 x 1.5, metal thread	1 x M20	1 2283 236 204
	RLF-INOX 25036/36 N (2 x 36 W)	2/6-2K	3 h	2 x 6	–	x	2 x M25, plastic	1 x M25	1 2283 236 303
	RLF-INOX 25036/36 N (2 x 36 W)	2/6-2M	3 h	2 x 6	–	x	2 x M20 x 1.5, metal thread	1 x M20	1 2283 236 304
RLF INOX 2504.. N (four lamps, stainless steel version)									
	RLF-INOX 250418 N (4 x 18 W)	2/6-2K	1.5 h	2 x 6	–	x	2 x M25, plastic	1 x M25	1 2283 418 203
	RLF-INOX 250418 N (4 x 18 W)	2/6-2M	1.5 h	2 x 6	–	x	2 x M20 x 1.5, metal thread	1 x M20	1 2283 418 204
	RLF-INOX 250418 N (4 x 18 W)	2/6-2K	3 h	2 x 6	–	x	2 x M25, plastic	1 x M25	1 2283 418 303
	RLF-INOX 250418 N (4 x 18 W)	2/6-2M	3 h	2 x 6	–	x	2 x M20 x 1.5, metal thread	1 x M20	1 2283 418 304
	RLF-INOX 250436 N (4 x 36 W)	2/6-2K	1.5 h	2 x 6	–	x	2 x M25, plastic	1 x M25	1 2283 436 203
	RLF-INOX 250436 N (4 x 36 W)	2/6-2M	1.5 h	2 x 6	–	x	2 x M20 x 1.5, metal thread	1 x M20	1 2283 436 204
	RLF-INOX 250436 N (4 x 36 W)	2/6-2M	3 h	2 x 6	–	x	2 x M25, plastic	1 x M25	1 2283 436 303
	RLF-INOX 250436 N (4 x 36 W)	2/6-2M	3 h	2 x 6	–	x	2 x M20 x 1.5, metal thread	1 x M20	1 2283 436 304

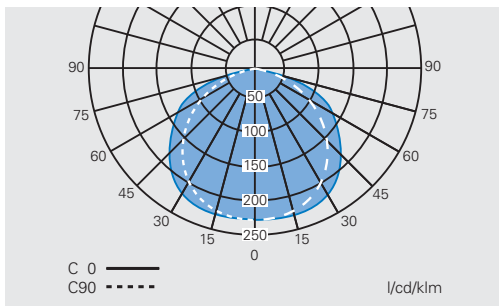
Scope of delivery without lamp and fixing accessories
Metal cable glands see catalogue part 2: 2.3.12 ff

Accessories

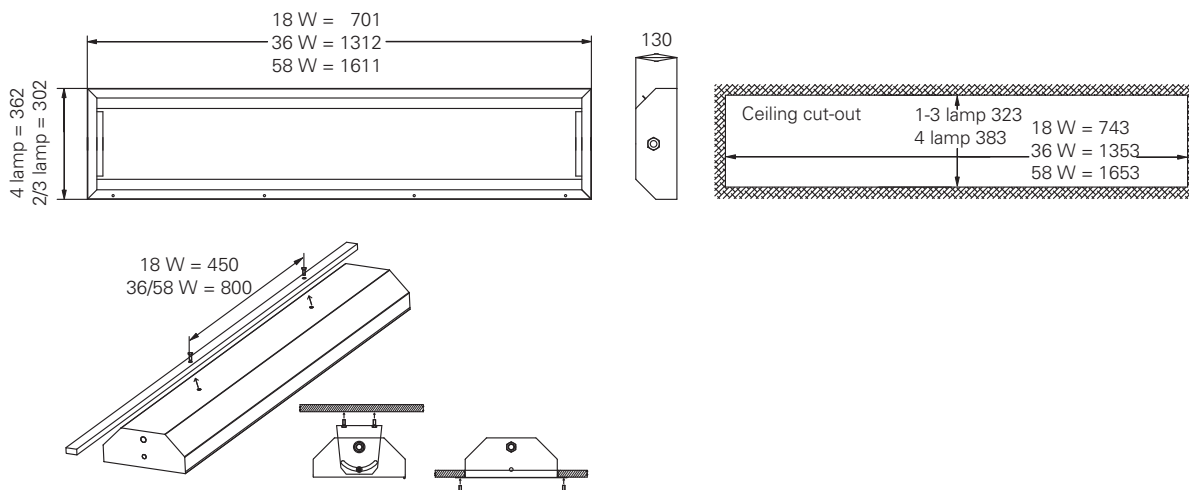


Type	Application	Order No.
Mounting frame for ceiling mounting	for RLF 25018/18, 2 x 18W	3 2283 000 001
Mounting frame for ceiling mounting	for RLF 250418, 4 x 18 W	3 2283 000 002
Mounting frame for ceiling mounting	for RLF 250, 2/3 x 36 W,	3 2283 000 003
Mounting frame for ceiling mounting	for RLF 250436, 4 x 36 W	3 2283 000 004
Mounting frame for ceiling mounting	for RLF 250, 2/3 x 58 W	3 2283 000 005
Mounting frame for ceiling mounting	for RLF 250458, 4 x 58 W	3 2283 000 006
Mounting frame for ceiling mounting	for RLF-INOX 25018/18, 2 x 18W	3 2283 000 008
Mounting frame for ceiling mounting	for RLF-INOX 250418, 4 x 18 W	3 2283 000 009
Mounting frame for ceiling mounting	for RLF-INOX 25, 2/3 x 36 W,	3 2283 000 010
Mounting frame for ceiling mounting	for RLF-INOX 250436, 4 x 36 W	3 2283 000 011
Mounting frame for ceiling mounting	for RLF-INOX 25, 2/3 x 58 W	3 2283 000 012
Mounting frame for ceiling mounting	for RLF-INOX 250458, 4 x 58 W	3 2283 000 013
Set of wall bracket adjustable (2 pcs.)	for RLF 250..	3 2283 000 007

Polar curve RLF..



RLF 250...



Dimensions in mm



Technical data

	RLF 25018/18 / RLF 250418	RLF 25036/36 / RLF 250336
EC-Type Examination Certificate	FTZU 06 ATEX 0050 X	FTZU 06 ATEX 0050 X
Marking accd. to 94/9/EC	⊕ II 2 G Ex ed IIC T4 Gb ⊕ II 2 D Ex tb IIIC T60 °C Db	⊕ II 2 G Ex ed IIC T4 ⊕ II 2 D Ex tb IIIC T60 °C Db
Permissible ambient temperature	-20 °C up to +40 °C	-20 °C up to +40 °C
Rated voltage	110 - 254 V AC / 110 - 250 V DC	110 - 254 V AC / 110 - 250 V DC
Rated current	0.18 A / 0.36 A	0.34 A / 0.51 A
Frequency	50 - 60 Hz	50 - 60 Hz
Power factor cos φ	≥ 0.95	≥ 0.95
Circuit	EVG	EVG
Protection class	I	I
Lamp / Illuminant	2 x T26 / 18 W (T8) / 4 x T26 / 18 W (T8)	2 x T26 / 36 W (T8) / 3 x T26 / 36 W (T8)
Rated luminous flux	2700 lm ¹⁾ / 5400 lm ¹⁾	6700 lm ¹⁾ / 10050 lm ¹⁾
Lamp cap	G13 accd. to IEC 60061-1	G13 accd. to IEC 60061
Light output ratio	70 % / 69 %	70 % / 68 %
Dimensions (L x W x H)	701 x 302 x 130 mm / 701 x 362 x 130 mm	1312 x 302 x 130 mm
Connecting terminals	L1, L2, L3, N, PE; max. 2 x 2.5 mm ² through-wiring twin-ended	L1, L2, L3, N, PE; max. 2 x 2.5 mm ² through-wiring twin-ended
Enclosure colour	white RAL 9010	white RAL 9010
Enclosure material	painted steel sheet, white optional: polished stainless steel 304 (1.4301)	painted steel sheet, white optional: polished stainless steel 304 (1.4301)
Weight	6.9 kg / 9.5 kg	12.9 kg / 13.4 kg
Cable glands / gland plates / enclosure drilling	Ex-e cable glands M25 x 1.5 (plastic) , option: M20 x 1.5 metal thread ²⁾	Ex-e cable glands M25 x 1.5 (plastic) , option: M20 x 1.5 metal thread ²⁾
Degree of protection accd. to EN 60529	IP65	IP65
Protective cover / protective bowl	single-safety glass pane of 5 mm thick	single-safety glass pane of 5 mm thick

¹⁾ depends on used lamps²⁾ with dustcover if entry/thread is not closed



Technical data

	RLF 250436	RLF 25058/58
EC-Type Examination Certificate	FTZU 06 ATEX 0050 X	FTZU 06 ATEX 0050 X
Marking accd. to 94/9/EC	Ⓜ II 2 G Ex ed IIC T4 Ⓜ II 2 D Ex tb IIIC T60 °C Db	Ⓜ II 2 G Ex ed IIC T4 Ⓜ II 2 D Ex tb IIIC T60 °C Db
Permissible ambient temperature	-20 °C up to +40 °C	-20 °C up to +40 °C
Rated voltage	110 - 254 V AC / 110 - 250 V DC	220 - 254 V AC / 195 - 250 V DC
Rated current	0.68 A	0.53 A
Frequency	50 - 60 Hz	50 - 60 Hz
Power factor cos φ	≥ 0.95	≥ 0.95
Circuit	EVG	EVG
Protection class	I	I
Lamp / Illuminant	4 x T26 / 36 W (T8)	2 x T26 / 58 W (T8)
Rated luminous flux	13400 lm ¹⁾	10400 lm ¹⁾
Lamp cap	G13 accd. to IEC 60061-1	G13 accd. to IEC 60061-1
Light output ratio	69 %	68 %
Dimensions (L x W x H)	1312 x 362 x 130 mm	1611 x 302 x 130 mm
Connecting terminals	L1, L2, L3, N, PE; max. 2 x 2.5 mm ² through-wiring twin-ended	L1, L2, L3, N, PE; max. 2 x 2.5 mm ² through-wiring twin-ended
Enclosure colour	white RAL 9010	white RAL 9010
Enclosure material	painted steel sheet, white optional: polished stainless steel 304 (1.4301)	painted steel sheet, white optional: polished stainless steel 304 (1.4301)
Weight	16.5 kg	17.2 kg
Cable glands / gland plates / enclosure drilling	Ex-e cable glands M25 x 1.5 (plastic) , option: M20 x 1.5 metal thread ²⁾	Ex-e cable glands M25 x 1.5 (plastic) , option: M20 x 1.5 metal thread ²⁾
Degree of protection accd. to EN 60529	IP65	IP65
Protective cover / protective bowl	single-safety glass pane of 5 mm thick	single-safety glass pane of 5 mm thick

¹⁾ depends on used lamps

²⁾ with dustcover if entry/thread is not closed



Technical data

	RLF 250358	RLF 250458
EC-Type Examination Certificate	FTZU 06 ATEX 0050 X	FTZU 06 ATEX 0050 X
Marking accd. to 94/9/EC	⊕ II 2 G Ex ed IIC T4 ⊕ II 2 D Ex tb IIIC T60 °C Db	⊕ II 2 G Ex ed IIC T4 Gb ⊕ II 2 D Ex tb IIIC T60 °C Db
Permissible ambient temperature	-20 °C up to +40 °C	-20 °C up to +40 °C
Rated voltage	220 - 254 V AC / 195 - 250 V DC	220 - 254 V AC / 195 - 250 V DC
Rated current	0.80 A	1.06 A
Frequency	50 - 60 Hz	50 - 60 Hz
Power factor cos φ	≥ 0.95	≥ 0.95
Circuit	EVG	EVG
Protection class	I	I
Lamp / Illuminant	3 x T26 / 58 W (T8)	4 x T26 / 58 W (T8)
Rated luminous flux	15600 lm ¹⁾	20800 lm ¹⁾
Lamp cap	G13 accd. to IEC 60061-1	G13 accd. to IEC 60061-1
Light output ratio	66 %	67 %
Dimensions (L x W x H)	1611 x 302 x 130 mm	1611 x 362 x 130 mm
Connecting terminals	L1, L2, L3, N, PE; max. 2 x 2.5 mm ² through-wiring twin-ended	L1, L2, L3, N, PE; max. 2 x 2.5 mm ² through-wiring twin-ended
Enclosure colour	white RAL 9010	white RAL 9010
Enclosure material	painted steel sheet, white optional: polished stainless steel 304 (1.4301)	painted steel sheet, white optional: polished stainless steel 304 (1.4301)
Weight	17.8 kg	19.8 Kg
Cable glands / gland plates / enclosure drilling	Ex-e cable glands M25 x 1.5 (plastic) , option: M20 x 1.5 metal thread ²⁾	Ex-e cable glands M25 x 1.5 (plastic) , option: M20 x 1.5 metal thread ²⁾
Degree of protection accd. to EN 60529	IP65	IP65
Protective cover / protective bowl	single-safety glass pane of 5 mm thick	single-safety glass pane of 5 mm thick

¹⁾ depends on used lamps²⁾ with dustcover if entry/thread is not closed



2

Technical data

	RLF 25018/18 N / RLF 25036/36 N	RLF 250418 N / RLF 250436 N
EC-Type Examination Certificate	FTZU 06 ATEX 0050 X	FTZU 06 ATEX 0050 X
Marking accd. to 94/9/EC	Ⓜ II 2 G Ex d e ib mb IIC T4 Gb Ⓜ II 2 D Ex tb IIIC T60 °C Db	Ⓜ II 2 G Ex d e ib mb IIC T4 Gb Ⓜ II 2 D Ex tb IIIC T60 °C Db
Permissible ambient temperature	0 °C up to +40 °C (specified data)	0 °C up to +40 °C
Battery	3.6 V/4 Ah NC-Accu / 6 V/4 Ah NC-Accu	3.6 V/4 Ah NC-Accu / 6 V/4 Ah NC-Accu
Rated voltage	230 - 240 V AC	230 - 240 V AC
Rated current	0.20 A / 0.36 A	0.36 A / 0.68 A
Frequency	50 - 60 Hz	50 - 60 Hz
Charging duration	≥ 24 h	≥ 24 h
Power factor cos φ	≥ 0.95	≥ 0.95
Circuit	EVG with emergency lighting supply	EVG with emergency lighting supply
Protection class	I	I
Lamp / Illuminant	2 x T26 / 18 W (T8) / 2 x T26 / 36 W (T8)	4 x T26 / 18 W (T8) / 4 x T26 / 36 W (T8)
Rated luminous flux	2700 lm ¹⁾ / 6700 lm ¹⁾	5400 lm ¹⁾ / 13400 lm ¹⁾
Lamp cap	G13 accd. to IEC 60061-1	G13 accd. to IEC 60061-1
Light output ratio	70 %	70 %
Luminous flux in emergency operation (1.5 h, one lamp)	270 lm (20 %) / 603 lm (18 %)	270 lm (20 %) / 603 lm (18 %)
Luminous flux in emergency operation (3 h, one lamp)	216 lm (16 %) / 436 lm (13 %)	216 lm (16 %) / 436 lm (13 %)
Rated emergency lighting duration	1.5 h / 3 h	1.5 h / 3 h
Dimensions (L x W x H)	701 x 302 x 130 mm / 1312 x 302 x 130 mm	701 x 362 x 130 mm / 1312 x 362 x 130 mm
Connecting terminals	L, L1, L2, L3, N, PE; max. 2 x 2.5 mm ² through-wiring twin-ended	L, L1, L2, L3, N, PE; max. 2 x 2.5 mm ² through-wiring twin-ended
Enclosure colour	white RAL 9010	white RAL 9010
Enclosure material	painted steel sheet, white optional polished stainless steel	painted steel sheet, white optional polished stainless steel
Weight	8.9 kg / 14.9 kg	11.5 kg / 18.5 kg
Cable glands / gland plates / enclosure drilling	Ex-e cable glands M25 x 1.5 (plastic), option: M20 x 1.5 metal thread ²⁾	Ex-e cable glands M25 x 1.5 (plastic), option: M20 x 1.5 metal thread ²⁾
Degree of protection accd. to EN 60529	IP65	IP65
Protective cover / protective bowl	single-safety glass pane of 5 mm thick	single-safety glass pane of 5 mm thick

¹⁾ depends on used lamps

²⁾ with dustcover if entry/thread is not closed