

Solutions for Harsh & Heavy Industry

Industrial Products from
Eaton's Crouse-Hinds Business



Crouse-Hinds
by **EATON**

Eaton's Crouse Hinds products for your industrial application.

Eaton's Crouse-Hinds integrates a comprehensive line of electrical and instrumentation products with expert support, industry insights, and local availability to engineer safety and productivity in the most demanding industrial and commercial environments worldwide.

We manufacture over 100,000 products—whether you need fittings, motor control, lighting, plugs and receptacles, or commercial outlet boxes and hubs, we offer the largest selection of electrical products for your unique application or market.



Industrial electrical apparatus for harsh & heavy environments.



We be there, where you will need us.

Where we are - Markets.

We are committed to technological progress and develop and produce a range of products that fulfils all the requirements currently placed on modern technology. Illumination, controlling, and the distribution of electrical energy in harsh industrial environments represent a significant part of our business activities. Because we are constantly in touch with our customers in industry, we are able to react directly to the changing requirements of a demanding business sector. Thus, we are constantly optimizing our product range and adding products to suit every application. It is safe to say that we also have a suitable solution for your application.

Manufacturing



Chemical



Water & Wastewater Treatment



Mining & Refining



Petrochemical & Natural Gas



Marine & Offshore



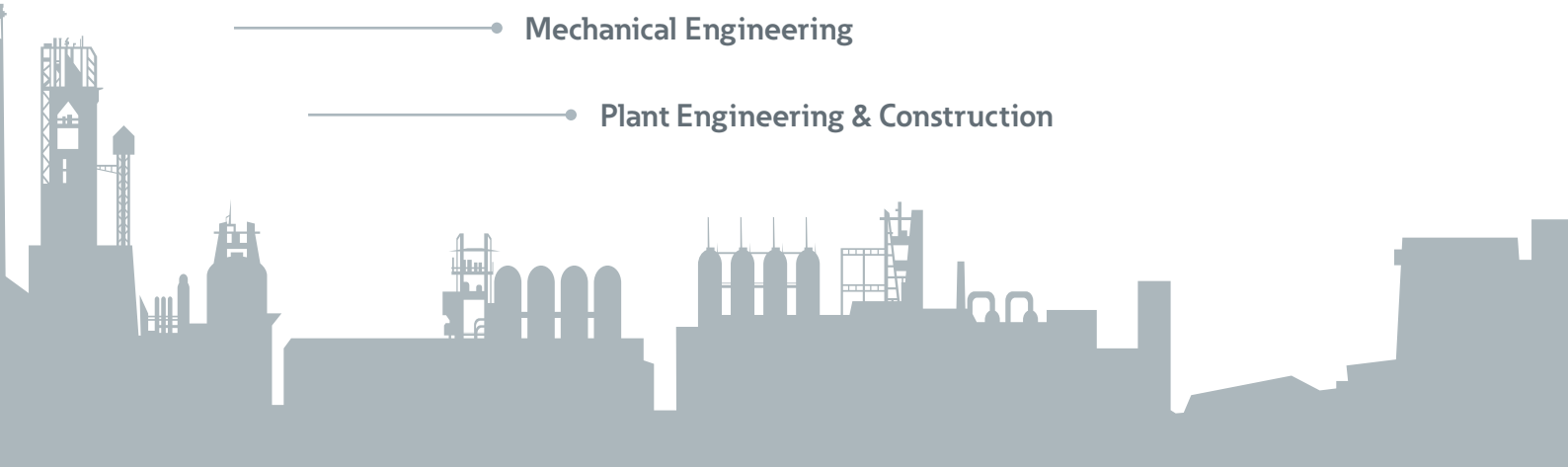
Food & Beverage



Pharmaceutical

For almost every application.

- Building Industry
- Heavy Industry
- Mechanical Engineering
- Plant Engineering & Construction



What we offer - Values & Services.

Eaton's Crouse-Hinds provides the products, expertise, innovation, and industry commitment to help you build and support industrial manufacturing facilities safely and effectively. Since 1897, we have led the development of safer, more reliable ways to power the most challenging harsh and hazardous areas.

The Eaton's Crouse-Hinds team is behind you to help specify and deliver the right solution for your unique applications. We can help you safely and reliably increase uptime, reduce labour costs, and drive energy efficiency throughout your operations. Our portfolio of time-tested, field-proven products help minimize the unacceptable cost of downtime and meet critical operating challenges day after day.



In today's economic and health and safety conscious environments, it is crucial to deploy products which are reliable, safe and cost effective, thus reducing downtime, decreasing operational expenditure and helping to increase a plant's profitability.



What we deliver - Industrial Product Portfolio.



Industrial Lighting

Our extremely impact- and heat-resistant luminaires provide safe lighting in the heavy industry, even under the most extreme ambient conditions. Nonetheless, the outstanding characteristics of these luminaires are their performance and easy installation.



Industrial Control & Apparatus

For rough industrial environments we use the proven enclosures from the explosion-protection areas: impact-resistant, modified moulded-plastic enclosures made of glass-fibre-reinforced polyester, powder-coated steel or stainless steel 316L.



Industrial Connectivity

The robust enclosures can withstand chemical and mechanical stresses and strains that are the same as those that also occur in hazardous areas. Easy installation of wall sockets, variable cable entries and generously dimensioned connection terminals allow a cost-efficient use of apparatus.



Your single source provider.

Champ® Pro PFM Series LED Floodlights

Primary applications

Indoor and outdoor area lighting in manufacturing plants, mine sites and processing areas, platforms, loading docks and parking areas.

Luminaire models

Model Number	Equivalent HID Luminaire	Power	Lumen Output
PFM5L	100 W-150 W	64 W	4.386
PFM7L	150 W-175 W	89 W	6.720
PFM9L	175 W- 250 W	121 W	8.478
PFM11L	250 W- 320 W	149 W	10.420
PFM13L	320 W- 400 W	179 W	12.940
PFM25L	600 W-750 W	263 W	26.814
PFM50L	1.500 W	531 W	55.412

Certifications & compliances

- CE
- High protection level: IP66

Electrical ratings

- Voltages: 100- 277 V AC, 347 / 480 V AC, 108- 250 V DC
- System lifetime of 60.000 h at 55 °C and >120.000 h at 25 °C
- Efficiency up to 104 lm/W

Options & accessories


- Floodlight Slipfitter
- Polycarbonate Lens



Up to 6 times longer life and 65 % reduction in power consumption compared to equivalent HID floodlights

Design features

- A Versatile design** - Can be used for outdoor or indoor applications, and for a wide range of mounting heights depending on model and light level requirement.
- B Rugged heat sink** - Designed to perform in high ambient temperatures up to +55 °C and as low as -40 °C. The thick walls of the castings make for a tough, rugged housing that keeps the internal driver and LED temperatures down.
- C High lumen output** - High efficiency drivers and LED arrays provide reliable low cost operation in harsh and hazardous environments.
- D Full-frame yoke** - Designed to utilize the SFA6 slipfitter, making it ideal for retrofit or new installations.
- E Multiple lens options** - Tempered and clear glass standard, polycarbonate option available.



PVM3L – 11L



PVM13L and 17L



PVM21L and 25L

Efficiency up to 112 lm/W for 77 % power reduction compared to equivalent HID High bay fixture

Design features

- A Modul Design** - This contractor-friendly design is ideal for both retrofit and new construction applications.
- B Safe, reliable heat transfer** - The cast aluminum housing provides safe and effective heat transfer from the LED assembly to the outside environment, ensuring low LED junction temperature, reliability and sustained lumen performance. This allows best performance within an ambient temperature from -40 °C up to +55 °C.
- C High efficiency drivers** - Designed to provide reliable operation in even the harshest environments.
- D IP66 rated** - The LED housing is constructed of durable die cast aluminum, providing an efficient thermal path to the heat sink assembly. The impact-resistant lens is sealed from the outside environment and provides ingress protection against water and dust.
- E Customs optic** - Type I, III and V optics designed to maximize light distribution and intensity.
- F Lever-lock connectors and 3-pole terminal block**

Champ® Pro PVM Series LED Lighting

Primary applications

Locations requiring continuous and consistent light levels in extreme ambient temperatures, such as manufacturing plants, heavy industrial or petrochemical facilities, food and beverage facilities, platforms, loading docks, tunnels, outdoor wall and stanchion mounted general area lighting.

Luminaire models

Model Number	Equivalent HID Luminaire	Power	Lumen
PVM3L	70 W- 100 W	41 W	3.515
PVM5L	100 W- 150 W	67 W	5.288
PVM7L	150 W- 175 W	94 W	7.404
PVM9L	175 W- 250 W	114 W	9.515
PVM11L	250 W- 320 W	118 W	10.935
PVM13L	320 W- 400 W	131 W	13.226
PVM17L	400 W- 600 W	168 W	18.793
PVM21L	600 W- 750 W	196 W	22.110
PVM25L	750 W- 1.000 W	232 W	26.531

Certifications & compliances

- CE
- High protection level: IP66

Electrical ratings

- Voltages: 100- 277 V AC, 347/480 V AC, 108- 250 V DC
- System lifetime of of 60.000 h at 55 °C and > 170.000 h at 25 °C
- Efficiency up to 112 lm/W

Options & accessories

- Diffused Lens
- Teflon coated Lens
- Polycarbonate Lens
- Trunnion mount
- Cone top hat
- Top hat for ceiling mount, wall mount and pole mount installation

LLK 98 with T8 fluorescent or in LED version

Applications

The industrial light fittings of the series LLK 98 conform to the requirements of harsh environments and heavy duty. They are designed and tested for use in harsh environments with high mechanical hazards, humidity and dust according to EN 60598 and EN 60529. Additionally these light fittings have excellent mechanical properties, a high UV-resistance and solid stability against many chemicals found in industrial plants.

Models

Type	Light source
LLK 98018/18	2 x 18 W fluorescent
LLK 98036	1 x 36W fluorescent
LLK 98036/36	2 x 36 W fluorescent
LLK 98058	1 x 58 W fluorescent
LLK 98058/58	2 x 58 W fluorescent
LLK 98 LED 600	2 x 600 mm LED Tube (2 x 11 W)
LLK 98 LED 1200	2 x 1200 mm LED Tube (2 x 22 W)
LLK 98 LED 1500	2 x 1800 mm LED Tube (2 x 28 W)

Certifications & compliances


- CE
- IP66
- IK 10

Electrical ratings

- Voltages: 220- 240 V AC
- Input power: depends on lamp use

Options & accessories

- Several cable gland options
- T8 fluorescent lamps
- T8 LED lamps



Available with conventional T8-fluorescents or as LED T8 retrofit tube models

Design features

- A High resistance** - Excellent mechanical properties and high resistance against humidity, dust and harsh environments.
- B High ingress protection IP66**
- C Double-sided safety lock**
- D EOL** - Fluorescent version with electronic ballast, EOL set-up included.



High integrity due to “one piece” sealing gasket provides IP66

Design features

The QBX range offers unique design features, precision manufacturing and the highest quality materials, making it the premier choice for instrumentation and electrical applications across the globe.

High integrity - “one piece” foam in place polyurethane gasket.

Hinged door - With chromium plated zinc ¼ turn lock (Double bit lock supplied as standard with other key options on request, also stainless steel lock available).

4 x adjustable external lugs - Lugs can be mounted vertically, horizontally or diagonally, supplied loose.

4 x M6 x 16 studs - Supplied with a 2 mm thick zinc coated mounting plate. Fixing kit supplied.

Optional - 1.5 mm thick gland plates available in top & bottom.

Internal M6 stud on base & door

Stainless Steel Enclosures

Applications

QBX Enclosures are manufactured to meet the most demanding industrial and industrial area environmental applications. It is a medium duty enclosure and it is available in a wide range of sizes to meet a diverse range of applications.

Enclosure models

- 304 or 316L stainless steel- electro polished surface
- Sheet steel- polyester powder coated to RAL 7032
- Special versions on request

Technical data

- -60 °C up to +80 °C
- Protection level: IP66 to EN 60529

Safety Switches Metal Design

Applications

CEAG safety switches can be protected against inadvertent switching on by our integrated locking facility for up to three padlocks in the OFF position.

To prevent manipulations, the enclosure covers cannot be opened in the locked position without destroying the enclosure itself.

Features

- Full AC-3 switching capacity
- Double safety: additional auxiliary contact
- Cost-saving installation
- Up to 40 A: snap mounting
- Up to 630 A: IP66 protection

Technical data

- Temperature ranges: -55 °C up to +55 °C
- Rated voltage: 10 V up to max. 690 V
- Rated current: up to max. 630 A
- Frequency: 50 / 60 Hz
- Protection level: IP66
- High impact resistance: IK 10



Full AC 3 motor switching capacities and isolating properties according to EN 60947-4-1

Design features

For rough industrial environments we use the proven enclosures from the explosion-protection areas: impact-resistant, modified moulded-plastic enclosures made of glass-fibre-reinforced polyester, powder-coated steel or stainless steel 316L. These can be optionally supplied with snap-on moulded plastic or brass flanges. Metal versions can be equipped with screw-on flanges.

Material: Steel, powder-coated polyester

With emergency stop

3-pole and 6-pole

Different sizes

Optional cable gland entries



Safety Switches Plastic Design

Applications

Safety switches, made of glass-fibre reinforced polyester, are used to reliably isolate the power supply on electrical installations and apparatus during maintenance, cleaning and repair work.

Features

- Full AC-3 switching capacity
- Double safety: additional auxiliary contact
- Cost-saving installation
- Up to 40 A: snap mounting
- Up to 180 A: IP66 protection

Technical data

- Temperature ranges: -55 °C up to +55 °C
- Rated voltage: 10 V up to max. 690 V
- Rated current: up to max. 180 A
- Frequency: 50 / 60 Hz
- Protection level: IP66
- High impact resistance: IK 10

Simple & quick mounting with CEAG mounting system

Design features

All CEAG safety switches feature full AC-3 motor switching capacities and isolating properties according to EN 60947-4-1 with compulsory opening of the main current contacts. Optional EMERGENCY STOP versions according to EN 60204-1 are also available.

Material: glass-fibre reinforced polyester

3-pole and 6-pole

With emergency stop

Different sizes

Optional cable gland entries

Control Stations Plastic & Metal Design

Applications

CEAG control stations can be combined according to customers' specifications. Quick fixing allows up to three CEAG built-in components, such as signal lamps, pushbuttons and switches, to be snapped on a rail in the enclosure. The enclosures consist of low-temperature impact-resistant thermoplastic and provides a high resistance to chemicals. The well thought out design with low side walls allows optimum cable connection.

Enclosure models

- Plastic
- Light alloy metal
- Stainless steel

Technical data

- Temperature ranges: -20 °C up to +40 °C (option: -55 °C up to +55 °C)
- Rated voltage: up to max. 690 V AC
- Rated current: 16 A
- Protection level: IP66
- High impact resistance: IK 10



Highly mechanical, chemical and thermal resistant

Design features

At the heart of every electrical system is the control station. Even under the most adverse conditions, CEAG control stations can be used and operated reliably. The enclosures consist of impact-resistant thermoplastic, glass-fibre-reinforced polyester, light alloy or stainless steel.

Flat side walls

Quick fixing for all built-in components

High chemical resistance

Different enclosures can be combined



Distribution Panels Plastic & Metal Design

Applications

The distribution panels are used for safeguarding, controlling, switching and distributing electric power, e.g. main, lighting, heating, control and intrinsically safe circuits, etc.

Enclosure models

- Plastic
- Light alloy metal
- Stainless steel

Technical data

- Temperature ranges: -20 °C up to +40 °C (option: -55 °C up to +55 °C)
- Rated voltage: up to max. 690 V AC
- Rated current: 16 A
- Protection level: IP66
- High impact resistance: IK 10

All distribution panels are combinable and expandable

Design features

The extensive Eaton's Crouse-Hinds product range offers everything you're looking for – just in time: Distribution panels are available in the most diverse materials, such as glass-fibre reinforced polyester, electro-polished stainless steel or die-cast light alloy or alternatively polyester powder-coated steel.

Modular slip-on assembly

High ingress protection IP66

Snap-on components

Retrofitting

Actuating flaps for easy operation

Plugs & Receptacles

Applications

Plugs and receptacles of the 16 A to 125 A range fulfil (even when they are plugged-in) the high ingress protection standard of IP66 and have as standard maintenance-free and proven lamellar contacts. The variable cable entries in connection with the generously dimensioned connection terminals allow for an economical use.

Models

- A** Interlock unfused w/internal switch
- B** Interlock unfused w/external switch
- C** Connector
- D** Plug
- E** Receptacle
- F** Inlet

Technical data

- Rated voltage up to 690 V
- Rated current 16 A - 125 A (US 20 A - 100 A)
- Frequency 50 / 60 Hz
- Rated voltage up to 690 V
- Protection level: IP66

Accessories

- Mounting plate
- Plug cap
- Protective canopy



Robust GRP construction, with high impact resistance (IK 10)

Design features

CEAG plugs and receptacles are not only robust, they are also very reliable. In the "normal" industrial environment plugs and receptacles are exposed to similar conditions (chemical and mechanical) as their explosion-protected counter parts. With the introduction of the new plug and receptacle generation Eaton's Crouse-Hinds now has a complete program for industrial usage.

Self-cleaning lamellar contacts, low transition resistance

Fibre-glass reinforced polyester housings

Interlocking switch



Large cable connection area and high safety standard IP66.

Design features

Eaton's Crouse-Hinds Business cable glands are the easiest and safest solution for your installation and maintenance needs. In any electrical or instrumentation installation, our glands are the reliable and safe way to move power and signals.

Wide clamping range

Superior strain relief

All types of cables

Providing alternative cable routing options

Innovative design configurations

Cable Glands Plastic & Metal Design

Applications

The outstanding feature of the CEAG cable glands is the large cable connection area. A high ingress protection safety standard is achieved with the integrated sealing lip on the screw-in cable entries. Installed on a plain surface the use of an additional sealing ring can be overrided. The superior mechanical and handling features are achieved by using a modified polyamide material and an optimized tooling area.

Models

- A** Trumpet gland
- B** EUROCAP gland
- C** IGE1W
- D** IGE1X
- E** IGA2
- F** NEWCAP gland
- G** IGBW

Technical data

- Temperature ranges: -60 °C up to +150 °C
- Ingress protection level: IP66

Accessories

- Locknuts
- Spanner
- Gaskets
- Metal locknuts
- Earth tag
- Strain clamp
- Earthing washer
- PVC shroud
- Blanking plug





Eaton's Crouse-Hinds Business

The safety you rely on.

See the complete offering of Hazardous and Industrial Products at www.crouse-hinds.de.

**U.S. (Global Headquarters):
Eaton's Crouse-Hinds
Business**

1201 Wolf Street
Syracuse, NY 13208

(866) 764-5454
FAX: (315) 477-5179
FAX Orders Only:
(866) 653-0640

CrouseCustomerCTR@Eaton.com

For more information:

If further assistance is required, please contact an authorized Eaton Distributor, Sales Office, or Customer Service Department.

Australia

Phone +61-2-8787-2777
Fax +61-2-9609-2342
crousehindsanz@eaton.com

China

Phone +86-21-2899-3600
Fax +86-21-2899-4055
ECHsales@eaton.com

Great Britain

Phone +44-247-630-89 30
Fax +44-247-630-10 27
sales5@eaton.com

India

Phone +91-124-4683888
Fax +91-124-4683899
cchindia@eaton.com

Canada

Toll Free +1-800-265-0502
Fax +1-800-263-9504
Fax orders only:
+1-866-653-0645

Korea

Phone +82-2-3484-6783
Fax +82-2-3484-6778
CCHK-sales@eaton.com

**Mexico/Latin America/
Caribbean**

Phone +52-555-804-4000
Fax +52-555-804-4020
ventascentromex@eaton.com

Spain

Phone +34-9-37362710
Fax +34-9-37835055
sales.CCH.es@cooperindustries.com

Middle East (Dubai)

Phone +971-4-427-2522 / 2500
Fax +971-4-429-8521
CHMEsales@eaton.com

The Netherlands

Phone +31-10-2452145
Fax +31-10-2452121
CHRD_mail@eaton.com

Norway

Phone +47-32-244600
Fax +47-32-244646
CHLloffice@eaton.com

Singapore:

Phone +65-6645-9888
Fax +65-6297-4819
CHSI-Sales@eaton.com

Turkey

Phone +90-216-464-20-20
Fax +90-216-464-20-10
infoEGTurkey@eaton.com

Russia

Phone +7-495 510-24-27
Fax +7-495 510-24-28
info@cooper.ru.com
www.cooper-russia.ru

Eaton's Crouse-Hinds Business

Neuer Weg – Nord 49
D-69412 Eberbach

Phone +49 (0) 6271/806-500
Fax +49 (0) 6271/806-476
E-mail info-ex@eaton.com
Internet www.crouse-hinds.de

Eaton

1000 Eaton Boulevard
Cleveland, OH 44122
United States
Eaton.com

© 2015 Eaton Corporation
All Rights Reserved
Printed in Germany
Publication No. BR 2257
May 2015

Changes to the products, to the information contained in this document, and to prices are reserved; so are errors and omissions. Only order confirmations and technical documentation by Eaton is binding. Photos and pictures also do not warrant a specific layout or functionality. Their use in whatever form is subject to prior approval by Eaton. The same applies to Trademarks (especially Eaton, Moeller, and Cutler-Hammer). The Terms and Conditions of Eaton apply, as referenced on Eaton Internet pages and Eaton order confirmations.

Eaton's Crouse-Hinds Business

1201 Wolf Street
Syracuse, NY 13208
(866) 764-5454
CrouseCustomerCTR@Eaton.com

Eaton is a registered trademark.

All other trademarks are property of their respective owners.



Powering Business Worldwide